


The COUNTDOWN

16 months before

○ Purchase a copy of *WV Weddings* and get ready to start planning.



○ Create your budget and decide who is paying for what. 

○ Create a wedding folder or binder to organize your ideas and decisions and start perusing Pinterest (though we all know you've been pinning inspirations to your wedding boards since you started dating).

○ Choose your wedding party. How many attendants will you have on each side?



○ Hire a planner. A planner will save you time and money and provide valuable insight into the best vendors.

○ Choose your date and location. Many locations book a year or two in advance, so once you set your sights on a venue and a date, book immediately.

○ Book your officiant.

○ Research photographers, florists, caterers, musicians, etc. Your *WV Weddings* issues are great resources for local vendors and ideas. See wedding photos that you like? Make note of the photographer. The same goes for cakes, centerpieces, bouquets, and more.

○ Interview your photographers and book. Photographers also book well in advance, so don't wait too long. 


○ Start compiling your guest list. Think about your budget and who you want to be there to witness your big day.

9 months before

○ It's time for dress shopping!



Check out page 26 for styling tips from Sam Saboura of TLC's *Something Borrowed, Something New*. You'll want to schedule time for at least three fittings after you find the perfect gown.

○ Meet with caterers to figure out your meal options. 

○ Finalize your guest list.

○ Create a wedding website.


○ Book your entertainment.

○ Register for gifts. Sign up at a minimum of three retailers, and make sure one of them is a furniture store.



○ Send out your save-the-dates.

7 months before

○ Order your wedding rings. 

○ Plan your honeymoon and make sure your passports are up-to-date. Remember: Some countries won't accept passports that expire within a few months, so double-check travel tips for your selected destination.

○ Arrange transportation to and from the wedding and reception venues for yourself and for guests as needed.

○ Book your florist!

○ Select your invitations. 

○ Shop for bridesmaids' dresses and groomsmen's tuxedos.




6 months before


○ Purchase wedding shoes and begin your dress fittings.

○ Select and order your cake. 

○ Schedule hair and makeup trials and book your stylists for your wedding day. 

○ Choose your ceremony and reception music. 

4 months before


○ Order guest favors and gifts for your attendants. 

○ Finalize your reception menu.

○ Plan a rehearsal dinner with friends and family.

2 months before

○ Mail your invitations.


If your wedding is a destination affair, perhaps give guests a little more time to plan. 

○ Schedule final hair and makeup trials.

○ Go over your ceremony details with your officiant.

○ Check on your state's marriage license requirements.

○ Meet with your photographer to discuss the types of photos you'd like to get. Walk through the location together to scout good spots for portraits and group shots.

○ It's time for the bachelorette party! 

1 month before

○ Record your RSVPs and pass the info to necessary vendors.

○ Pick up your marriage license!

○ Mail your rehearsal dinner invitations.

○ Schedule your final dress fitting.

○ Assign seating to guests. Make sure you think about who would get along with whom!

week of your wedding

○ Send a timeline of events to the bridal party.

○ Break in your shoes and practice any planned dances.



It's good to be familiar with a waltz before you try one in front of all your loved ones.

○ Reconfirm details with your venue and vendors.

○ Pack for your honeymoon and weigh your luggage to avoid any airport surprises.



○ Choose a day-of coordinator to handle any last minute issues.

○ Enjoy a spa day!

—THE—
BIG DAY
IS HERE!